



THE REPUBLIC OF UGANDA

OFFICE OF THE PRIME MINISTER

LOCAL GOVERNMENT MANAGEMENT OF SERVICE DELIVERY PERFORMANCE ASSESSMENT - 2020



NATIONAL SYNTHESIS REPORT

June, 2021

PART C: ANNEXES

Annex 1: Ranked Overall Performance Results and Scores per Performance Area for LGMSD 2020

Rank 2020	Vote	Score 2020	Crosscutting Measures	Education Measures	Health Measures	Water and Environment Measures	Microscale Irrigation Measures ¹²
1	Ibanda District	82	70	97	82	79	20
2	Kabarole District	79	72	97	70	76	NA
2	Isingiro District	79	59	92	91	72	NA
4	Rubanda District	69	48	84	82	61	NA
5	Rubirizi District	68	60	90	70	52	NA
6	Ngora District	66	59	84	69	50	NA
7	Mbarara District	65	54	84	65	59	NA
7	Masindi Municipal Council	65	54	55	86	NA	NA
9	Bushenyi- Ishaka Municipal Council	62	46	78	63	NA	NA
9	Mpigi District	62	62	55	56	76	0
11	Sheema Municipal Council	60	60	94	27	NA	NA
11	Sheema District	60	62	93	43	43	NA
13	Buvuma District	59	56	71	50	61	NA
13	Bushenyi District	59	53	76	51	55	5
13	Bugiri District	59	52	54	63	66	NA
16	Mubende District	57	47	65	69	48	18
16	Kazo District	57	49	69	50	61	NA
18	Sembabule District	56	61	60	42	63	17
19	Bududa District	55	23	77	54	65	0
20	Budaka District	54	39	62	50	65	NA
21	Buikwe District	53	51	64	42	55	0
21	Kibaale District	53	40	75	69	27	8
23	Serere District	52	40	67	49	53	NA
23	Makindye-Ssabagabo Municipal Council	52	48	71	36	NA	NA
25	Bunyangabu District	51	43	86	32	43	NA
25	Wakiso District	51	60	49	48	48	0
25	Ibanda Municipal Council	51	55	60	37	NA	NA
28	Hoima District	50	45	68	43	44	NA
28	Rakai District	50	49	55	38	57	16
30	Kamwenge District	49	51	42	72	32	29
30	Kumi District	49	38	65	43	49	NA
30	Kayunga District	49	42	55	58	41	13
30	Masindi District	49	57	68	22	48	NA
34	Soroti District	48	33	61	69	30	NA
34	Rukungiri Municipal Council	48	39	57	49	NA	NA
34	Kibuku District	48	33	42	59	58	NA
37	Mayuge District	47	31	77	41	40	17
37	Butambala District	47	33	69	48	39	36
37	Kiruhura District	47	51	29	57	50	NA
40	Kira Municipal Council	46	45	49	43	NA	NA
41	Mukono District	45	49	57	49	26	25

12

The Score for Micro-scale Irrigation wasn't included in the overall average score

Rank 2020	Vote	Score 2020	Crosscutting Measures	Education Measures	Health Measures	Water and Environment Measures	Microscale Irrigation Measures ¹²
41	Njeru Municipal Council	45	38	66	30	NA	NA
43	Kagadi District	44	27	71	50	31	NA
43	Kiboga District	44	43	43	49	40	NA
43	Masaka District	44	32	55	26	62	0
43	Katakwi District	44	29	55	32	58	NA
47	Lwengo District	43	54	45	35	40	0
47	Rukungiri District	43	39	46	53	36	3
47	Buhweju District	43	36	83	21	32	NA
47	Butebo District	43	26	41	44	61	NA
47	Kalungu District	43	39	43	31	59	0
47	Kyotera District	43	39	31	44	57	0
47	Kanungu District	43	37	74	34	27	NA
47	Gomba District	43	42	56	29	44	NA
47	Kalangala District	43	42	47	29	53	NA
47	Kumi Municipal Council	43	32	43	53	NA	NA
57	Bulambuli District	42	39	20	40	67	NA
58	Lira District	41	46	30	58	31	NA
58	Moroto District	41	35	46	29	54	NA
58	Bukedea District	41	32	44	39	48	NA
58	Kisoro District	41	32	41	45	45	NA
62	Bukomansimbi District	40	55	38	16	50	0
63	Bugiri Municipal Council	39	36	61	21	NA	NA
63	Manafwa District	39	28	40	43	44	14
63	Bundibugyo District	39	23	48	34	50	NA
63	Nwoya District	39	28	46	50	30	12
67	Amuria District	38	40	60	36	18	NA
67	Mukono Municipal Council	38	41	43	32	NA	NA
69	Kapchorwa District	37	32	46	35	37	0
69	Mitooma District	37	34	55	26	34	NA
69	Kyenjojo District	37	35	40	33	40	6
69	Kaliro District	37	23	36	50	37	NA
69	Jinja District	37	34	37	32	44	8
69	Lyantonde District	37	25	46	49	27	NA
69	Mityana Municipal Council	37	40	55	15	NA	NA
76	Kyegegwa District	36	40	39	29	38	16
76	Kakumiro District	36	26	23	44	51	NA
78	Kisoro Municipal Council	35	28	37	41	NA	NA
78	Gulu District	35	35	43	35	26	NA
78	Tororo District	35	23	10	56	50	57
81	Kasanda District	34	26	39	40	31	NA
81	Iganga Municipal Council	34	27	65	8	NA	NA
83	Kapelebyong District	32	13	46	33	38	NA
83	Kole District	32	27	50	23	29	NA
83	Kotido District	32	23	16	49	39	NA
86	Kitagwenda District	31	19	62	30	14	0
86	Moyo District	31	18	40	29	38	NA
86	Bukwo District	31	18	50	29	28	NA
86	Yumbe District	31	26	19	32	47	NA
86	Maracha District	31	21	53	30	21	NA
86	Pallisa District	31	38	20	39	28	NA
86	Buyende District	31	26	56	22	21	NA

Rank 2020	Vote	Score 2020	Crosscutting Measures	Education Measures	Health Measures	Water and Environment Measures	Microscale Irrigation Measures ¹²
86	Kitgum District	31	32	33	20	37	NA
86	Ntoroko District	31	34	67	5	17	NA
95	Iganga District	30	23	50	25	23	0
95	Kotido Municipal Council	30	15	54	21	NA	NA
95	Kamuli District	30	17	32	33	37	7
95	Mityana District	30	33	48	17	22	0
95	Butaleja District	30	33	13	29	44	NA
95	Luwero District	30	44	32	15	28	10
95	Ntungamo District	30	20	39	39	21	5
102	Sironko District	29	17	45	24	32	0
102	Mbale District	29	17	17	37	46	18
102	Napak District	29	28	49	12	26	NA
102	Amolatar District	29	30	25	23	36	NA
102	Kiryandongo District	29	16	43	33	23	NA
107	Namayingo District	28	14	34	24	42	NA
107	Dokolo District	28	28	25	44	17	NA
107	Nakasongola District	28	28	49	14	19	NA
107	Amuru District	28	22	41	19	29	0
111	Kween District	27	30	20	31	29	NA
111	Nansana Municipal Council	27	17	43	21	NA	NA
111	Nebbi District	27	22	37	18	32	NA
111	Namutumba District	27	21	34	28	25	NA
115	Kabale District	26	22	27	32	25	NA
115	Kikuube District	26	19	35	18	31	NA
115	Kapchorwa Municipal Council	26	15	53	8	NA	NA
118	Koboko Municipal Council	25	19	27	30	NA	NA
118	Oyam District	25	25	27	28	20	NA
120	Kalaki District	24	24	34	19	21	NA
120	Rwampara District	24	30	17	23	27	NA
120	Nebbi Municipal Council	24	15	16	42	NA	NA
120	Adjumani District	24	15	39	26	17	NA
120	Omoro District	24	26	34	11	25	0
120	Nabilatuk District	24	21	27	18	30	NA
126	Kwania District	23	29	12	24	29	NA
126	Apac District	23	26	11	42	14	NA
126	Kasese District	23	25	32	24	12	NA
126	Busia District	23	31	0	31	31	NA
126	Kyankwanzi District	23	27	17	26	23	NA
131	Lamwo District	22	20	27	13	26	NA
132	Otuke District	21	28	0	21	36	NA
132	Koboko District	21	34	0	22	29	NA
132	Buliisa District	21	12	17	33	22	NA
132	Nakapiripirit District	21	10	16	19	40	NA
132	Kaberamaido District	21	17	17	24	25	NA
132	Rukiga District	21	18	36	21	7	NA
132	Zombo District	21	16	29	8	29	NA
139	Namisindwa District	20	6	36	16	21	NA
140	Pader District	18	18	14	7	34	NA
140	Luuka District	18	11	39	10	11	11
142	Amudat District	17	12	25	11	20	NA

Rank 2020	Vote	Score 2020	Crosscutting Measures	Education Measures	Health Measures	Water and Environment Measures	Microscale Irrigation Measures ¹²
143	Arua District	16	12	32	13	8	NA
144	Agago District	15	10	29	9	15	NA
144	Obongi District	15	18	11	12	20	NA
144	Pakwach District	15	9	8	9	34	NA
144	Alebtong District	15	13	17	11	18	NA
148	Nakaseke District	14	21	11	14	8	0
149	Kaabong District	11	7	6	11	22	NA
149	Abim District	11	6	22	5	9	NA
151	Karenga District	10	6	9	5	22	NA
152	Madi-Okollo District	7	5	18	0	5	NA
153	Bugweri District	5	8	0	13	0	NA

NA=Not Applicable

Annex 2: Ranked Cross-cutting Performance Assessment Results

Rank 2020	Vote	Score 2020	Minimum Conditions			Performance Measures								
			Environment and Social Requirements	Financial management and reporting	Human Resource Management and Development	Environment and Social Safeguards	Financial management	Human Resource Management and Development	Investment Management	Local Government Service Delivery Results	Local Revenues	Management, Monitoring and Supervision of Services	Performance Reporting and Performance Improvement	Transparency and Accountability
1	Kabarole District	72	16	22	50	16	5	9	18	11	2	10	4	7
2	Ibanda District	70	16	22	47	13	5	8	20	11	4	10	4	7
3	Mpigi District	62	12	22	49	14	6	7	19	8	2	10	2	7
3	Sheema District	62	16	22	40	14	4	9	20	11	2	8	4	7
5	Sembabule District	61	12	22	46	13	6	8	19	11	2	6	4	7
6	Sheema Municipal Council	60	16	22	37	16	4	9	19	11	0	10	4	7
6	Rubirizi District	60	16	22	37	16	3	9	20	11	2	8	4	7
6	Wakiso District	60	14	22	52	12	6	9	11	11	2	6	4	7
9	Isingiro District	59	8	22	43	13	6	7	20	11	3	10	4	7
9	Ngora District	59	16	22	40	15	6	7	18	9	4	6	4	6
11	Masindi District	57	12	22	46	12	6	7	14	11	0	10	4	7
12	Buvuma District	56	16	12	49	8	5	9	19	11	4	6	4	7
13	Bukomansibi District	55	12	22	47	10	6	8	14	11	3	6	4	6
13	Ibanda Municipal Council	55	16	22	34	13	6	8	18	9	2	10	4	6
15	Mbarara District	54	16	14	44	13	4	8	18	11	0	10	4	5
15	Masindi Municipal Council	54	16	22	34	16	5	5	16	11	3	10	4	5
15	Lwengo District	54	12	18	49	15	5	7	10	10	2	10	2	7
18	Bushenyi District	53	12	22	37	11	6	5	20	11	2	10	4	6
19	Bugiri District	52	12	22	43	12	5	6	18	11	2	4	2	7

Rank 2020	Vote	Score 2020	Minimum Conditions			Performance Measures									
			Environment and Social Requirements	Financial management and reporting	Human Resource Management and Development	Environment and Social Safeguards	Financial management	Human Resource Management and Development	Investment Management	Local Government Service Delivery Results	Local Revenues	Management, Monitoring and Supervision of Services	Performance Reporting and Performance Improvement	Transparency and Accountability	
20	Kamwenge District	51	12	22	38	15	6	8	14	11	2	6	2	7	
20	Buikwe District	51	12	22	37	14	6	6	14	11	4	6	4	7	
20	Kiruhura District	51	16	14	30	16	5	9	20	11	4	10	4	6	
23	Mukono District	49	12	22	44	7	5	3	16	11	4	6	4	7	
23	Kazo District	49	16	22	21	16	5	9	17	11	4	10	4	7	
23	Rakai District	49	10	22	43	13	4	7	15	11	0	6	4	5	
26	Rubanda District	48	8	12	52	11	6	8	12	11	2	8	4	5	
26	Makindye-Ssabagabo Municipal Council	48	12	14	39	13	5	7	17	11	4	6	4	7	
28	Mubende District	47	12	22	41	13	3	5	16	11	2	4	2	7	
29	Lira District	46	16	14	38	12	6	1	18	11	2	8	4	6	
29	Bushenyi- Ishaka Municipal Council	46	12	22	39	15	6	5	12	11	1	4	4	5	
31	Hoima District	45	16	22	34	8	4	7	9	11	4	10	4	6	
31	Kira Municipal Council	45	12	18	37	13	6	4	14	11	2	6	4	7	
33	Luwero District	44	8	14	46	7	6	4	13	11	4	10	2	7	
34	Kiboga District	43	6	22	41	12	6	1	16	11	4	6	0	7	
34	Bunyangabu District	43	16	22	38	5	6	8	11	11	0	6	4	6	
36	Gomba District	42	14	22	36	6	6	2	13	11	3	6	4	7	
36	Kayunga District	42	12	12	42	9	5	6	15	11	2	6	2	7	
36	Kalangala District	42	12	4	50	13	4	8	14	10	2	4	2	6	
39	Mukono Municipal Council	41	4	12	50	15	5	9	9	5	4	6	2	7	
40	Mityana Municipal Council	40	4	22	37	11	5	8	17	8	2	6	0	7	

Rank 2020	Vote	Score 2020	Minimum Conditions			Performance Measures									
			Environment and Social Requirements	Financial management and reporting	Human Resource Management and Development	Environment and Social Safeguards	Financial management	Human Resource Management and Development	Investment Management	Local Government Service Delivery Results	Local Revenues	Management, Monitoring and Supervision of Services	Performance Reporting and Performance Improvement	Transparency and Accountability	
40	Serere District	40	16	22	22	11	6	4	14	11	4	8	4	5	
40	Amuria District	40	16	14	30	10	6	4	16	11	4	8	4	4	
40	Kyegegwa District	40	12	12	40	10	4	6	11	11	2	10	2	6	
40	Kibaale District	40	16	4	45	9	4	3	14	11	3	8	2	7	
45	Bulambuli District	39	12	22	34	8	3	4	16	11	2	6	4	4	
45	Kalungu District	39	0	22	41	11	6	4	12	11	4	4	4	6	
45	Rukungiri District	39	8	22	34	7	6	1	20	11	2	6	4	4	
45	Kyotera District	39	8	22	34	7	6	4	16	11	2	8	2	5	
45	Budaka District	39	8	22	37	13	5	2	14	11	0	6	2	5	
45	Rukungiri Municipal Council	39	16	14	26	11	6	3	15	11	6	6	4	7	
51	Njeru Municipal Council	38	12	12	38	12	5	6	17	7	4	2	2	7	
51	Pallisa District	38	12	8	47	9	5	2	16	11	2	0	4	7	
51	Kumi District	38	12	22	22	12	6	4	12	11	4	8	4	6	
54	Kanungu District	37	12	12	37	3	6	3	17	11	4	6	4	6	
55	Buhweju District	36	16	12	30	6	4	7	16	9	0	10	4	6	
55	Bugiri Municipal Council	36	10	22	34	13	3	4	15	8	5	2	2	2	
57	Moroto District	35	12	12	44	7	0	7	14	11	0	6	2	5	
57	Gulu District	35	16	14	44	10	5	1	15	7	0	2	2	5	
57	Kyenjojo District	35	8	22	32	13	5	4	10	4	3	6	4	7	
60	Jinja District	34	4	22	36	9	6	3	13	11	2	4	2	5	
60	Koboko District	34	12	22	38	1	5	7	11	11	2	4	2	4	
60	Mitooma District	34	14	14	29	8	5	1	11	11	6	10	4	3	

Rank 2020	Vote	Score 2020	Minimum Conditions			Performance Measures									
			Environment and Social Requirements	Financial management and reporting	Human Resource Management and Development	Environment and Social Safeguards	Financial management	Human Resource Management and Development	Investment Management	Local Government Service Delivery Results	Local Revenues	Management, Monitoring and Supervision of Services	Performance Reporting and Performance Improvement	Transparency and Accountability	
60	Ntoroko District	34	16	22	23	5	4	5	16	11	0	8	2	4	
64	Mityana District	33	12	4	43	16	6	3	12	11	2	2	0	4	
64	Kibuku District	33	12	12	32	11	5	2	13	11	2	4	4	7	
64	Soroti District	33	14	8	28	11	5	2	19	11	0	8	4	6	
64	Butambala District	33	0	12	41	10	5	4	15	9	2	6	4	7	
64	Butaleja District	33	12	12	28	9	3	8	11	11	4	6	4	7	
69	Masaka District	32	0	22	31	8	6	1	17	11	1	6	4	7	
69	Kisoro District	32	12	22	27	3	4	1	13	11	2	10	2	7	
69	Bukedea District	32	12	4	37	7	5	6	17	11	0	6	2	7	
69	Kapchorwa District	32	8	8	31	11	6	3	18	11	4	6	4	5	
69	Kumi Municipal Council	32	14	12	28	11	5	5	16	11	2	2	4	3	
69	Kitgum District	32	12	22	29	6	6	2	13	10	0	6	2	5	
75	Mayuge District	31	8	22	37	5	2	1	12	11	2	6	2	5	
75	Busia District	31	4	22	25	8	5	6	18	10	0	6	2	5	
77	Rwampara District	30	12	22	26	6	6	3	6	10	4	8	4	3	
77	Kween District	30	8	12	30	7	6	1	17	11	4	6	2	6	
77	Amolatar District	30	16	22	22	8	6	3	14	11	0	0	2	6	
80	Katakwi District	29	6	22	31	3	1	4	18	10	2	4	4	3	
80	Kwania District	29	12	22	20	4	5	3	15	5	2	8	4	7	
82	Kisoro Municipal Council	28	12	18	33	5	2	4	7	8	4	6	4	5	
82	Nwoya District	28	16	14	29	7	6	4	13	8	0	6	2	2	
82	Nakasongola District	28	12	4	32	10	6	7	9	10	2	6	4	5	

Rank 2020	Vote	Score 2020	Minimum Conditions			Performance Measures									
			Environment and Social Requirements	Financial management and reporting	Human Resource Management and Development	Environment and Social Safeguards	Financial management	Human Resource Management and Development	Investment Management	Local Government Service Delivery Results	Local Revenues	Management, Monitoring and Supervision of Services	Performance Reporting and Performance Improvement	Transparency and Accountability	
82	Otuke District	28	4	12	37	9	5	7	9	4	4	6	4	5	
82	Napak District	28	12	12	28	10	5	7	11	10	2	2	4	3	
82	Manafwa District	28	16	12	23	10	4	4	15	10	0	2	4	6	
82	Dokolo District	28	16	4	35	10	4	3	13	9	2	2	2	6	
89	Kole District	27	16	4	36	7	4	1	15	9	0	4	2	7	
89	Kyankwanzi District	27	8	14	30	10	6	4	9	11	3	2	0	7	
89	Kagadi District	27	12	12	18	10	6	5	12	11	2	8	4	6	
89	Iganga Municipal Council	27	8	14	36	6	5	1	17	7	2	0	2	6	
93	Kasanda District	26	12	18	18	12	6	1	10	11	2	2	4	7	
93	Omoro District	26	4	22	21	3	4	7	13	9	2	10	2	5	
93	Yumbe District	26	4	22	52	1	5	4	8	11	0	2	2	0	
93	Butebo District	26	12	8	22	10	5	4	14	10	2	6	4	6	
93	Apac District	26	16	14	31	2	4	0	16	9	4	0	2	5	
93	Kakumiro District	26	12	22	6	15	5	4	12	9	2	8	2	7	
93	Buyende District	26	0	22	28	5	5	4	10	7	4	6	4	6	
100	Oyam District	25	4	14	36	6	3	2	11	9	2	6	2	5	
100	Lyantonde District	25	12	4	27	15	5	3	13	10	0	6	0	5	
100	Kasese District	25	0	4	46	4	5	3	13	11	0	4	4	5	
103	Kalaki District	24	12	12	17	9	4	5	12	11	4	4	4	5	
104	Kaliro District	23	8	14	23	11	6	5	9	5	4	4	2	6	
104	Iganga District	23	0	22	31	4	5	4	8	11	0	2	4	6	
104	Tororo District	23	12	12	16	13	5	3	12	6	4	8	2	5	

Rank 2020	Vote	Score 2020	Minimum Conditions			Performance Measures								
			Environment and Social Requirements	Financial management and reporting	Human Resource Management and Development	Environment and Social Safeguards	Financial management	Human Resource Management and Development	Investment Management	Local Government Service Delivery Results	Local Revenues	Management, Monitoring and Supervision of Services	Performance Reporting and Performance Improvement	Transparency and Accountability
104	Kotido District	23	12	4	35	8	4	7	7	9	2	2	4	2
104	Bundibugyo District	23	10	14	21	8	0	4	14	11	4	6	2	2
104	Bududa District	23	12	8	22	14	0	1	15	11	1	6	2	4
110	Amuru District	22	12	14	29	5	3	4	10	11	0	2	2	3
110	Kabale District	22	4	12	27	0	6	4	13	9	0	8	4	7
110	Nebbi District	22	8	22	27	5	2	6	6	8	1	4	4	2
113	Namutumba District	21	8	12	23	6	3	1	12	11	2	6	2	6
113	Nabilatuk District	21	12	12	25	5	4	7	10	2	2	8	4	1
113	Nakaseke District	21	0	22	37	2	6	4	10	5	0	4	2	2
113	Maracha District	21	4	22	33	2	5	5	8	10	0	2	2	1
117	Lamwo District	20	16	22	13	7	5	2	9	8	6	0	0	3
117	Ntungamo District	20	12	12	13	10	6	5	9	0	6	10	4	4
119	Kikuube District	19	12	12	10	13	4	6	10	9	2	4	2	6
119	Koboko Municipal Council	19	2	14	28	5	3	5	7	11	6	2	2	2
119	Kitagwenda District	19	12	22	13	3	5	2	7	9	2	4	2	6
122	Rukiga District	18	8	22	14	3	4	0	8	11	2	4	4	6
122	Bukwo District	18	4	12	39	2	5	0	8	7	2	4	4	1
122	Obongi District	18	8	22	15	8	4	5	4	8	4	2	2	3
122	Pader District	18	8	22	9	8	5	5	12	4	0	4	2	6
122	Moyo District	18	0	14	26	3	5	4	10	11	2	2	2	5
127	Kamuli District	17	8	12	26	6	5	3	8	4	2	2	2	6
127	Nansana Municipal Council	17	4	12	35	3	2	6	8	11	0	0	2	2

Rank 2020	Vote	Score 2020	Minimum Conditions			Performance Measures								
			Environment and Social Requirements	Financial management and reporting	Human Resource Management and Development	Environment and Social Safeguards	Financial management	Human Resource Management and Development	Investment Management	Local Government Service Delivery Results	Local Revenues	Management, Monitoring and Supervision of Services	Performance Reporting and Performance Improvement	Transparency and Accountability
127	Kaberaido District	17	4	12	22	4	5	6	7	11	4	4	2	2
127	Sironko District	17	4	14	38	7	5	3	8	2	0	2	2	1
127	Mbale District	17	0	4	33	10	4	0	13	8	0	4	0	6
132	Zombo District	16	8	22	26	6	3	4	5	6	2	0	0	3
132	Kiryandongo District	16	4	12	23	4	5	1	10	10	2	2	4	3
134	Kapchorwa Municipal Council	15	10	4	18	8	3	7	6	9	2	6	2	5
134	Kotido Municipal Council	15	12	4	18	2	3	7	8	11	0	4	4	6
134	Adjumani District	15	4	14	21	2	4	6	7	9	2	4	2	2
134	Nebbi Municipal Council	15	4	22	20	2	2	5	3	11	2	2	4	1
138	Namayingo District	14	0	22	26	1	3	0	9	9	2	2	0	3
139	Kapelebyong District	13	8	8	11	6	5	1	11	11	0	6	4	5
139	Alebtong District	13	4	4	27	2	2	2	10	9	2	2	2	6
141	Buliisa District	12	12	8	12	3	4	2	8	11	2	2	2	5
141	Arua District	12	4	22	17	0	5	5	5	11	0	2	0	1
141	Amudat District	12	8	0	27	4	2	6	7	6	4	0	4	2
144	Luuka District	11	2	4	25	4	5	1	6	10	2	2	2	5
145	Nakapiririt District	10	4	12	28	2	3	3	6	4	0	0	2	3
145	Agago District	10	2	4	19	3	2	8	8	4	2	4	2	6
147	Pakwach District	9	0	22	14	5	4	3	7	0	2	0	2	1
148	Bugweri District	8	0	4	15	4	4	0	15	11	2	2	2	3
149	Kaabong District	7	0	4	15	2	5	6	5	8	0	2	4	3
150	Abim District	6	2	12	9	0	2	3	3	9	2	2	4	3

Rank 2020	Vote	Score 2020	Minimum Conditions			Performance Measures											
			Environment and Social Requirements	Financial management and reporting	Human Resource Management and Development	Environment and Social Safeguards	Financial management	Human Resource Management and Development	Investment Management	Local Government Service Delivery Results	Local Revenues	Management, Monitoring and Supervision of Services	Performance Reporting and Performance Improvement	Transparency and Accountability			
150	Namisindwa District	6	8	4	9	11	2	1	6	5	0	0	0	2	2	0	4
150	Karenga District	6	2	4	15	0	2	6	4	9	0	2	0	2	4	0	0
153	Madi-Okollo District	5	0	14	0	0	5	6	4	11	0	2	2	2	0	0	4

Annex 3: Ranked Education Performance Assessment Results

Rank 2020	Vote	Score 2020	Minimum Conditions		Performance Measures					
			Environment and Social Requirements	Human Resource Management and Development	Environment and Social Safeguards	Human Resource Management and Development	Investment Management	Local Government Service Delivery Results	Management, Monitoring and Supervision of Services	Performance Reporting and Performance Improvement
1	Kabarole District	97	30	70	12	16	12	21	20	16
1	Ibanda District	97	30	70	12	16	13	20	20	16
3	Sheema Municipal Council	94	30	70	9	16	12	21	20	16
4	Sheema District	93	30	70	11	16	13	17	20	16
5	Isingiro District	92	30	70	10	16	13	19	18	16
6	Rubirizi District	90	30	70	11	16	13	18	20	12
7	Bunyangabu District	86	30	70	7	14	11	20	20	14
8	Rubanda District	84	30	70	9	16	11	17	17	14
8	Ngora District	84	30	70	9	12	13	18	16	16
8	Mbarara District	84	30	70	11	13	13	17	20	10
11	Buhweju District	83	30	70	9	12	13	17	20	12
12	Bushenyi- Ishaka Municipal Council	78	30	70	7	16	10	17	12	16
13	Mayuge District	77	30	70	6	12	11	14	18	16
13	Bududa District	77	30	70	6	14	10	18	13	16
15	Bushenyi District	76	30	70	6	15	13	17	13	12
16	Kibaale District	75	30	70	9	12	9	15	18	12
17	Kanungu District	74	30	70	6	10	13	20	13	12
18	Makindye-Ssabagabo Municipal Council	71	30	70	6	14	10	19	12	10
18	Kagadi District	71	30	70	11	14	8	12	18	8

Rank 2020	Vote	Score 2020	Minimum Conditions						Performance Measures											
			Environment and Social Requirements			Human Resource Management and Development			Environment and Social Safeguards		Human Resource Management and Development		Investment Management		Local Government Service Delivery Results		Management, Monitoring and Supervision of Services		Performance Reporting and Performance Improvement	
			30	30	30	70	70	70	6	5	12	12	12	9	8	20	14	14	20	10
18	Buvuma District	71	30	30	30	70	70	70	6	5	12	12	12	9	8	20	14	14	20	10
21	Butambala District	69	30	30	30	70	70	70	5	16	16	16	9	18	18	13	13	13	18	8
21	Kazo District	69	30	30	30	40	40	40	12	16	16	16	13	21	21	20	20	20	21	16
23	Masindi District	68	30	30	30	70	70	70	9	10	10	10	8	15	15	16	16	16	15	10
23	Hoima District	68	30	30	30	70	70	70	6	14	14	14	8	13	13	15	15	15	13	12
25	Ntoroko District	67	15	15	15	70	70	70	8	12	12	12	10	17	17	16	16	16	17	16
25	Serere District	67	30	30	30	70	70	70	1	12	12	12	7	19	19	12	12	12	19	16
27	Njeru Municipal Council	66	30	30	30	70	70	70	7	14	14	14	10	12	12	13	13	13	12	10
28	Iganga Municipal Council	65	15	15	15	70	70	70	5	12	12	12	12	14	14	18	18	18	14	16
28	Mubende District	65	30	30	30	70	70	70	7	12	12	12	11	13	13	12	12	12	13	10
28	Kumi District	65	30	30	30	70	70	70	3	10	10	10	9	15	15	14	14	14	15	14
31	Buikwe District	64	30	30	30	70	70	70	5	14	14	14	9	12	12	12	12	12	12	12
32	Kitagwenda District	62	30	30	30	70	70	70	10	14	14	14	8	14	14	8	8	8	14	8
32	Budaka District	62	30	30	30	70	70	70	6	14	14	14	6	14	14	10	10	10	14	12
34	Bugiri Municipal Council	61	15	15	15	70	70	70	4	12	12	12	7	15	15	18	18	18	15	16
34	Soroti District	61	30	30	30	70	70	70	9	8	8	8	11	16	16	9	9	9	16	8
36	Ibanda Municipal Council	60	30	30	30	40	40	40	12	14	14	14	12	16	16	18	18	18	16	14
36	Sembabule District	60	30	30	30	70	70	70	12	7	7	7	10	14	14	11	11	11	14	6
36	Amuria District	60	30	30	30	70	70	70	4	8	8	8	9	15	15	16	16	16	15	8
39	Rukungiri Municipal Council	57	30	30	30	40	40	40	11	14	14	14	11	18	18	16	16	16	18	12
39	Mukono District	57	30	30	30	70	70	70	5	8	8	8	11	17	17	8	8	8	17	8
41	Buyende District	56	15	15	15	70	70	70	8	10	10	10	8	12	12	18	18	18	12	10

Rank 2020	Vote	Score 2020	Minimum Conditions						Performance Measures											
			Environment and Social Requirements			Human Resource Management and Development			Environment and Social Safeguards		Human Resource Management and Development		Investment Management		Local Government Service Delivery Results		Management, Monitoring and Supervision of Services		Performance Reporting and Performance Improvement	
			30	70	30	70	30	70	8	9	8	12	8	10	6	14	14	6	8	10
41	Gomba District	56	30	70	30	70	8	9	8	12	8	10	6	14	14	6	8	10	8	
43	Rakai District	55	15	70	15	70	9	9	9	9	10	10	9	18	18	9	10	10	10	
43	Mitooma District	55	15	70	15	70	4	10	4	10	11	11	15	13	13	15	12	12	12	
43	Katakwi District	55	15	70	15	70	0	12	0	12	12	12	13	12	12	13	16	16	16	
43	Mpigi District	55	30	70	30	70	6	9	6	9	9	9	9	12	12	9	10	10	10	
43	Masindi Municipal Council	55	30	70	30	70	12	10	12	10	8	8	8	11	11	8	6	6	6	
43	Masaka District	55	30	70	30	70	6	3	6	3	10	10	14	14	14	14	8	8	8	
43	Kayunga District	55	30	70	30	70	5	8	5	8	11	11	9	14	14	9	8	8	8	
43	Mityana Municipal Council	55	30	40	30	40	10	11	10	11	10	10	17	16	16	17	14	14	14	
51	Kotido Municipal Council	54	30	70	30	70	0	11	0	11	6	6	12	17	17	12	8	8	8	
51	Bugiri District	54	30	40	30	40	6	14	6	14	10	10	16	17	17	16	14	14	14	
53	Kapchorwa Municipal Council	53	30	40	30	40	4	16	4	16	10	10	12	18	18	12	16	16	16	
53	Maracha District	53	15	70	15	70	3	12	3	12	8	8	12	15	15	12	12	12	12	
55	Kole District	50	30	70	30	70	3	10	3	10	9	9	10	12	12	10	6	6	6	
55	Bukwo District	50	30	70	30	70	1	12	1	12	5	5	11	11	11	11	10	10	10	
55	Iganga District	50	0	70	0	70	2	12	2	12	12	12	14	19	19	14	12	12	12	
58	Wakiso District	49	30	70	30	70	3	14	3	14	7	7	7	7	7	10	8	8	8	
58	Napak District	49	30	70	30	70	3	12	3	12	6	6	12	12	12	12	4	4	4	
58	Nakasongola District	49	30	70	30	70	3	10	3	10	7	7	13	13	13	14	2	2	2	
58	Kira Municipal Council	49	30	40	30	40	9	13	9	13	8	8	16	16	16	12	12	12	12	
62	Mityana District	48	30	70	30	70	7	7	7	7	8	8	13	13	13	13	0	0	0	
62	Bundibugyo District	48	30	40	30	40	6	12	6	12	13	13	12	13	13	12	12	12	12	

Rank 2020	Vote	Score 2020	Minimum Conditions						Performance Measures					
			Environment and Social Requirements			Human Resource Management and Development			Environment and Social Safeguards	Human Resource Management and Development	Investment Management	Local Government Service Delivery Results	Management, Monitoring and Supervision of Services	Performance Reporting and Performance Improvement
			30	30	30	30	30	30	7	5	10	11	10	4
64	Kalangala District	47	30	30	30	30	30	7	5	10	11	10	4	
65	Nwoya District	46	30	30	30	30	6	7	8	11	8	6	6	
65	Moroto District	46	30	30	30	30	5	11	7	8	11	4	4	
65	Kapchorwa District	46	30	30	30	30	4	10	10	20	16	16	16	
65	Rukungiri District	46	30	30	30	30	6	10	12	16	13	8	8	
65	Lyantonde District	46	30	30	30	30	9	6	12	17	13	8	8	
65	Kapelebyong District	46	30	30	30	30	6	8	10	17	14	10	10	
71	Sironko District	45	30	30	30	30	3	9	6	15	4	8	8	
71	Lwengo District	45	30	30	30	30	9	4	9	13	6	4	4	
73	Bukedea District	44	30	30	30	30	6	14	11	16	11	16	16	
74	Kumi Municipal Council	43	30	30	30	30	6	10	11	17	14	14	14	
74	Nansana Municipal Council	43	30	30	30	30	0	10	3	12	8	10	10	
74	Kalungu District	43	30	30	30	30	3	6	7	15	8	4	4	
74	Gulu District	43	30	30	30	30	7	7	8	10	9	2	2	
74	Mukono Municipal Council	43	0	30	30	30	3	16	7	17	8	10	10	
74	Kiboga District	43	30	30	30	30	7	11	8	12	15	8	8	
74	Kiryandongo District	43	15	30	30	30	2	8	8	12	16	4	4	
81	Kibuku District	42	30	30	30	30	8	12	9	15	12	14	14	
81	Kamwenge District	42	30	30	30	30	9	12	11	13	7	8	8	
83	Butebo District	41	30	30	30	30	8	10	9	14	12	16	16	
83	Amuru District	41	30	30	30	30	2	5	8	12	8	6	6	
83	Kisoro District	41	30	30	30	30	6	8	11	17	12	4	4	

Rank 2020	Vote	Score 2020	Minimum Conditions						Performance Measures												
			Environment and Social Requirements			Human Resource Management and Development			Environment and Social Safeguards		Human Resource Management and Development		Investment Management		Local Government Service Delivery Results		Management, Monitoring and Supervision of Services		Performance Reporting and Performance Improvement		
			30	15	0	30	15	0	4	8	1	30	14	7	4	19	9	9	12	10	15
86	Manafwa District	40	30	15	0	30	14	7	4	14	30	4	14	7	19	9	9	12	10	15	16
86	Kyenjojo District	40	30	15	0	30	10	6	8	10	70	8	10	6	9	12	9	12	10	15	16
86	Moyo District	40	30	15	0	30	11	5	1	11	70	1	11	5	16	10	16	10	15	16	14
89	Luuka District	39	30	15	0	30	9	7	0	9	70	0	9	7	13	15	13	15	15	15	12
89	Ntungamo District	39	30	15	0	30	12	8	6	12	40	6	12	8	15	16	15	16	16	16	14
89	Kyegegwa District	39	30	15	0	30	14	10	3	14	30	3	14	10	14	14	14	14	14	14	10
89	Kasanda District	39	30	15	0	30	10	5	7	10	40	7	10	5	15	10	15	10	10	10	8
89	Adjumani District	39	30	15	0	30	10	4	1	10	70	1	10	4	16	10	16	10	10	10	14
94	Bukomansimbi District	38	30	15	0	30	6	7	3	6	70	3	6	7	12	6	12	6	6	6	4
95	Jinja District	37	30	15	0	30	12	9	8	12	40	8	12	9	15	16	15	16	16	16	8
95	Nebbi District	37	30	15	0	30	12	7	2	12	30	2	12	7	17	16	17	16	16	16	8
95	Kisoro Municipal Council	37	30	15	0	30	12	9	7	12	30	7	12	9	9	16	9	16	16	16	8
98	Kaliro District	36	30	15	0	30	16	11	7	16	30	7	16	11	15	16	15	16	16	16	16
98	Namisindwa District	36	30	15	0	30	10	4	4	10	40	4	10	4	12	14	12	14	14	14	8
98	Rukiga District	36	30	15	0	30	10	8	3	10	30	3	10	8	13	14	13	14	14	14	12
101	Kikuube District	35	30	15	0	30	8	7	5	8	30	5	8	7	11	18	11	18	18	18	10
102	Omoro District	34	30	15	0	30	7	8	3	7	70	3	7	8	13	14	13	14	14	14	4
102	Namayingo District	34	30	15	0	30	10	9	1	10	70	1	10	9	8	13	8	13	13	13	8
102	Kalaki District	34	30	15	0	30	8	10	6	8	30	6	8	10	18	7	10	18	18	7	8
102	Namutumba District	34	30	15	0	30	13	10	6	13	30	6	13	10	14	16	14	16	16	16	16
106	Kitgum District	33	30	15	0	30	5	11	2	5	40	2	5	11	13	10	13	10	10	10	6
107	Arua District	32	30	15	0	30	8	8	3	8	40	3	8	8	15	13	15	13	13	13	12

Rank 2020	Vote	Score 2020	Minimum Conditions						Performance Measures					
			Environment and Social Requirements			Human Resource Management and Development			Environment and Social Safeguards	Human Resource Management and Development	Investment Management	Local Government Service Delivery Results	Management, Monitoring and Supervision of Services	Performance Reporting and Performance Improvement
			0	30	40	0	30	40	0	8	7	16	6	8
130	Madi-Okollo District	18	0	30	40	0	8	7	16	6	8			
131	Alebtong District	17	0	40	40	0	12	7	8	6	10			
131	Rwampara District	17	30	0	30	2	12	13	9	13	8			
131	Mbale District	17	0	30	30	5	12	5	16	7	12			
131	Kaberaimaido District	17	30	0	30	3	10	7	17	7	12			
131	Kyankwanzi District	17	30	0	30	3	12	5	16	15	4			
131	Buliisa District	17	30	0	30	3	8	8	14	14	8			
137	Nebbi Municipal Council	16	0	30	30	0	12	7	19	6	8			
137	Nakapiripirit District	16	30	0	30	3	14	4	9	10	12			
137	Kotido District	16	30	0	30	3	14	3	13	13	6			
140	Pader District	14	30	0	30	2	5	9	12	12	6			
141	Butaleja District	13	30	0	30	6	8	7	9	4	10			
142	Kwania District	12	30	0	30	3	7	9	6	10	4			
143	Nakaseke District	11	0	40	40	0	10	4	8	4	2			
143	Apac District	11	30	0	30	2	7	5	11	8	4			
143	Obongi District	11	15	0	15	7	14	7	18	8	16			
146	Tororo District	10	15	0	15	7	14	9	19	10	6			
147	Karenga District	9	0	30	30	0	7	6	4	8	6			
148	Pakwach District	8	15	0	15	0	12	8	11	10	12			
149	Kaabong District	6	15	0	15	0	14	7	10	8	4			
150	Otuke District	0	0	0	0	1	12	6	6	10	6			
150	Koboko District	0	0	0	0	0	10	8	11	14	8			

Rank 2020	Vote	Score 2020	Minimum Conditions		Performance Measures					
			Environment and Social Requirements	Human Resource Management and Development	Environment and Social Safeguards	Human Resource Management and Development	Investment Management	Local Government Service Delivery Results	Management, Monitoring and Supervision of Services	Performance Reporting and Performance Improvement
150	Busia District	0	0	0	3	12	7	15	14	16
150	Bugweri District	0	0	0	3	9	7	14	12	12

Annex 4: Ranked Health Performance Assessment Results

Rank 2020	Vote	Score 2020	Minimum Conditions		Performance Measures					
			Environment and Social Requirements	Human Resource Management and Development	Environment and Social Safeguards	Human Resource Management and Development	Investment Management	Local Government Service Delivery Results	Management, Monitoring and Supervision of Services.	Performance Reporting and Performance Improvement
1	Isingiro District	91	30	70	15	13	14	15	17	17
2	Masindi Municipal Council	86	30	70	15	11	13	11	18	18
3	Ibanda District	82	30	70	11	15	12	13	20	11
3	Rubanda District	82	30	60	15	15	13	15	18	15
5	Kamwenge District	72	30	70	11	13	9	14	14	11
6	Kabarole District	70	30	50	15	15	14	12	18	14
6	Rubirizi District	70	30	50	13	13	11	14	18	18
8	Ngora District	69	30	60	13	15	13	11	14	11
8	Kibaale District	69	30	60	9	12	11	13	16	16
8	Soroti District	69	30	70	9	8	13	13	14	12
8	Mubende District	69	30	70	15	9	7	9	14	15
12	Mbarara District	65	30	60	12	11	9	15	15	10
13	Bushenyi- Ishaka Municipal Council	63	30	50	13	11	12	15	14	14
13	Bugiri District	63	30	60	12	12	10	10	13	13
15	Kibuku District	59	30	50	12	15	11	13	11	12
16	Lira District	58	30	70	9	8	12	15	8	6
16	Kayunga District	58	30	60	8	12	9	13	9	13
18	Kiruhura District	57	30	40	15	13	13	11	17	13
19	Mpigi District	56	30	50	13	13	13	13	11	7
19	Tororo District	56	30	60	11	11	9	12	11	8
21	Bududa District	54	30	70	10	9	11	9	8	7
22	Rukungiri District	53	30	50	9	9	13	9	11	15
22	Kumi Municipal Council	53	30	40	11	13	10	13	12	16

Rank 2020	Vote	Score 2020	Minimum Conditions		Performance Measures					
			Environment and Social Requirements	Human Resource Management and Development	Environment and Social Safeguards	Human Resource Management and Development	Investment Management	Local Government Service Delivery Results	Management, Monitoring and Supervision of Services.	Performance Reporting and Performance Improvement
24	Bushenyi District	51	15	50	11	11	12	10	19	15
25	Nwoya District	50	30	60	5	5	9	11	13	13
25	Kazo District	50	30	40	13	13	13	10	13	9
25	Kaliro District	50	15	60	13	11	8	5	13	16
25	Kagadi District	50	30	60	12	13	7	7	8	8
25	Buvuma District	50	30	60	8	9	7	13	10	8
25	Budaka District	50	30	60	12	7	8	9	9	10
31	Lyantonde District	49	30	40	15	12	10	13	13	7
31	Kiboga District	49	30	70	2	7	7	3	13	17
31	Serere District	49	30	50	8	7	11	11	13	11
31	Rukungiri Municipal Council	49	30	50	11	10	12	13	9	6
31	Mukono District	49	30	60	8	9	9	14	10	4
31	Kotido District	49	30	60	4	11	6	11	11	11
37	Wakiso District	48	30	70	7	6	6	12	9	8
37	Butambala District	48	30	70	8	9	8	8	10	5
39	Kisoro District	45	30	60	0	11	7	13	10	9
40	Kyotera District	44	30	30	9	14	11	13	14	13
40	Butebo District	44	30	40	12	11	10	14	7	9
40	Dokolo District	44	30	50	6	6	12	14	11	6
40	Kakumiro District	44	30	30	13	10	7	14	14	15
44	Kumi District	43	30	40	9	10	9	8	12	14
44	Hoima District	43	30	40	4	12	6	11	11	18
44	Sheema District	43	0	60	11	11	10	13	16	11
44	Manafwa District	43	30	50	4	11	9	13	9	8

Rank 2020	Vote	Score 2020	Minimum Conditions		Performance Measures					
			Environment and Social Requirements	Human Resource Management and Development	Environment and Social Safeguards	Human Resource Management and Development	Investment Management	Local Government Service Delivery Results	Management, Monitoring and Supervision of Services.	Performance Reporting and Performance Improvement
44	Kira Municipal Council	43	30	70	12	6	5	8	9	3
49	Apac District	42	30	60	2	7	8	12	12	6
49	Sembabule District	42	30	30	13	13	8	14	10	12
49	Nebbi Municipal Council	42	30	20	13	15	5	14	20	17
49	Buikwe District	42	30	50	8	7	9	12	8	8
53	Kisoro Municipal Council	41	30	30	10	8	12	16	7	16
53	Mayuge District	41	15	60	4	11	10	10	9	11
55	Kasanda District	40	30	50	11	5	9	6	11	8
55	Bulambuli District	40	30	30	7	13	9	11	14	12
57	Ntungamo District	39	15	40	7	12	14	10	14	14
57	Bukede District	39	30	30	12	9	10	15	9	10
57	Pallisa District	39	30	40	6	7	10	14	10	8
60	Rakai District	38	0	50	15	13	7	16	14	10
61	Ibanda Municipal Council	37	30	20	15	12	10	11	18	8
61	Mbale District	37	15	60	7	7	8	11	4	12
63	Makindye-Ssabagabo Municipal Council	36	30	30	13	8	13	12	5	9
63	Amuria District	36	30	30	6	7	10	11	14	12
65	Kapchorwa District	35	15	40	8	9	10	14	13	10
65	Lwengo District	35	0	50	15	14	8	12	11	10
65	Gulu District	35	30	40	9	2	7	13	12	7
68	Bundibugyo District	34	0	60	9	10	11	8	12	7
68	Kanungu District	34	15	40	7	9	11	11	13	10
70	Buliisa District	33	30	60	5	7	6	8	5	6
70	Kiryandongo District	33	15	50	2	8	8	11	9	13

Rank 2020	Vote	Score 2020	Minimum Conditions		Performance Measures					
			Environment and Social Requirements	Human Resource Management and Development	Environment and Social Safeguards	Human Resource Management and Development	Investment Management	Local Government Service Delivery Results	Management, Monitoring and Supervision of Services.	Performance Reporting and Performance Improvement
70	Kapelebyong District	33	30	30	4	10	9	12	11	9
70	Kamuli District	33	15	40	9	11	7	5	15	13
70	Kyenjojo District	33	15	50	8	9	7	11	8	7
75	Yumbe District	32	0	60	7	7	6	8	12	14
75	Katakwi District	32	15	30	7	11	13	12	16	13
75	Bunyangabu District	32	30	30	11	6	8	11	12	6
75	Kabale District	32	15	30	5	12	11	13	17	13
75	Mukono Municipal Council	32	0	70	8	9	8	12	6	2
75	Jinja District	32	15	60	0	11	7	5	7	12
81	Busia District	31	0	60	6	8	8	10	12	8
81	Kalungu District	31	0	50	8	15	7	11	13	8
81	Kween District	31	15	40	6	5	9	14	16	6
84	Njeru Municipal Council	30	30	20	9	9	10	12	11	9
84	Maracha District	30	15	60	2	3	7	10	7	11
84	Koboko Municipal Council	30	0	40	11	15	8	12	12	17
84	Kitagwenda District	30	30	20	12	10	9	11	5	13
88	Moroto District	29	30	30	6	7	8	12	5	11
88	Gomba District	29	30	40	4	8	5	12	8	5
88	Moyo District	29	15	50	3	8	5	7	10	12
88	Kyegegwa District	29	15	40	9	11	7	9	13	4
88	Kalangala District	29	0	50	9	12	9	9	15	4
88	Butaleja District	29	30	30	11	6	5	8	7	11
88	Bukwo District	29	30	40	4	7	4	8	8	10
95	Oyam District	28	30	40	4	4	7	13	7	5

Rank 2020	Vote	Score 2020	Minimum Conditions		Performance Measures						
			Environment and Social Requirements	Human Resource Management and Development	Environment and Social Safeguards	Human Resource Management and Development	Investment Management	Local Government Service Delivery Results	Management, Monitoring and Supervision of Services.	Performance Reporting and Performance Improvement	
95	Namutumba District	28	0	60	3	6	6	6	8	14	9
97	Sheema Municipal Council	27	15	20	15	13	13	14	11	16	9
98	Mitooma District	26	15	30	7	9	9	12	10	9	11
98	Masaka District	26	0	50	2	10	10	9	12	13	6
98	Kyankwanzi District	26	0	50	2	10	10	5	9	13	12
98	Adjumani District	26	0	50	5	11	11	1	6	13	15
102	Iganga District	25	0	70	1	9	9	8	11	2	5
103	Kaberamaido District	24	0	40	9	12	12	6	8	16	10
103	Sironko District	24	30	20	7	7	7	7	8	13	6
103	Namayingo District	24	0	60	2	9	9	4	10	8	7
103	Kwania District	24	30	20	2	6	6	8	15	11	6
103	Kasese District	24	0	50	6	10	10	4	11	13	4
108	Amolatar District	23	30	30	6	4	4	7	9	10	3
108	Rwampara District	23	15	20	7	9	9	7	11	18	14
108	Kole District	23	30	30	4	3	3	10	13	4	4
111	Buyende District	22	15	20	8	10	10	7	12	11	14
111	Masindi District	22	0	40	8	9	9	10	11	9	7
111	Koboko District	22	15	30	4	7	7	6	10	9	12
114	Bugiri Municipal Council	21	30	0	11	12	12	8	10	15	15
114	Rukiga District	21	15	20	9	8	8	7	13	11	12
114	Otuke District	21	30	40	4	12	12	6	5	3	0
114	Nansana Municipal Council	21	30	20	0	7	7	0	7	15	13
114	Kotido Municipal Council	21	30	40	2	7	7	6	11	2	2
114	Buhweju District	21	0	30	9	13	13	9	10	18	11
120	Kitgum District	20	0	60	0	5	5	6	14	3	6
121	Kalaki District	19	0	30	8	11	11	11	7	14	12

Rank 2020	Vote	Score 2020	Minimum Conditions		Performance Measures					
			Environment and Social Requirements	Human Resource Management and Development	Environment and Social Safeguards	Human Resource Management and Development	Investment Management	Local Government Service Delivery Results	Management, Monitoring and Supervision of Services.	Performance Reporting and Performance Improvement
121	Amuru District	19	30	40	2	2	7	8	6	2
121	Nakapiripirit District	19	30	30	2	5	3	10	9	2
124	Kikuube District	18	30	0	9	9	7	10	11	14
124	Nebbi District	18	15	30	4	6	4	10	9	6
124	Nabilatuk District	18	30	20	3	8	7	10	5	2
127	Mityana District	17	30	30	6	2	5	7	6	2
128	Bukomansimbi District	16	0	30	11	9	11	12	6	3
128	Namisindwa District	16	30	20	6	5	5	8	4	3
130	Luwero District	15	0	50	2	2	3	11	8	4
130	Mityana Municipal Council	15	0	30	4	9	6	9	8	13
132	Nakasongola District	14	0	40	6	1	3	9	11	6
132	Nakaseke District	14	0	50	0	0	1	10	8	9
134	Lamwo District	13	30	10	8	3	3	12	4	3
134	Bugweri District	13	0	30	0	8	6	6	11	12
134	Arua District	13	0	30	3	4	6	11	9	9
137	Napak District	12	30	10	4	4	6	10	4	2
137	Obongi District	12	15	10	7	9	7	10	5	9
139	Omoro District	11	0	20	5	11	7	8	14	11
139	Amudat District	11	30	10	2	2	5	12	2	4
139	Alebong District	11	0	40	4	7	6	5	3	2
139	Kaabong District	11	0	30	2	6	7	10	6	4
143	Luuka District	10	0	20	0	11	9	10	8	10
144	Pakwach District	9	15	30	2	3	3	4	4	4
144	Agago District	9	0	40	2	5	4	4	5	2

Rank 2020	Vote	Score 2020	Minimum Conditions		Performance Measures					
			Environment and Social Requirements	Human Resource Management and Development	Environment and Social Safeguards	Human Resource Management and Development	Investment Management	Local Government Service Delivery Results	Management, Monitoring and Supervision of Services.	Performance Reporting and Performance Improvement
146	Zombo District	8	0	20	2	9	5	11	7	8
146	Kapchorwa Municipal Council	8	0	20	4	11	3	6	12	6
146	Iganga Municipal Council	8	15	0	4	11	5	12	13	11
149	Pader District	7	15	10	2	3	7	12	1	4
150	Abim District	5	0	20	2	6	3	9	2	4
150	Karenga District	5	0	20	2	4	6	9	2	0
150	Ntoroko District	5	0	10	8	9	12	8	6	2
153	Madi-Okollo District	0	0	0	0	3	3	10	4	6

Annex 5: Ranked Water and Sanitation Performance Assessment Results

Rank 2020	Vote	Score 2020	Minimum conditions		Performance measures					
			Environment and Social Requirements	Human Resource Management and Development	Environment and Social Requirements	Human Resource Management and Development	Investment Management	Local Government Service Delivery Results	Management, Monitoring and Supervision of Services.	Performance Reporting and Performance Improvement
1	Ibanda District	79	30	60	16	10	24	11	19	8
2	Mpigi District	76	20	70	16	7	28	6	19	8
2	Kabarole District	76	30	60	16	10	24	7	19	8
4	Isingiro District	72	20	70	13	10	22	13	17	5
5	Bulambuli District	67	30	60	8	8	22	14	14	8
6	Bugiri District	66	20	55	10	10	28	14	18	8
7	Budaka District	65	30	70	10	2	20	10	15	8
7	Bududa District	65	30	60	8	3	26	12	15	8
9	Sembabule District	63	20	55	16	6	28	7	19	8
10	Masaka District	62	20	70	7	5	28	10	11	8
11	Rubanda District	61	20	70	13	10	22	8	12	3
11	Butebo District	61	30	60	13	4	20	8	15	8
11	Buvuma District	61	30	70	7	6	20	10	10	8
11	Kazo District	61	30	45	13	10	20	12	18	8
15	Kalungu District	59	20	60	9	5	28	9	15	8
15	Mbarara District	59	30	55	8	7	18	11	17	8
17	Katakwi District	58	20	55	11	3	28	11	18	6
17	Kibuku District	58	30	60	8	5	22	8	16	5
19	Rakai District	57	20	55	13	7	28	8	15	5
19	Kyotera District	57	10	70	11	8	26	6	15	5
21	Buikwe District	55	20	50	10	4	26	11	20	8
21	Bushenyi District	55	10	60	8	7	26	9	20	8
23	Moroto District	54	30	45	8	10	22	7	17	8
24	Kalangala District	53	20	60	4	5	26	10	13	8

Rank 2020	Vote	Score 2020	Minimum conditions		Performance measures					
			Environment and Social Requirements	Human Resource Management and Development	Environment and Social Requirements	Human Resource Management and Development	Investment Management	Local Government Service Delivery Results	Management, Monitoring and Supervision of Services.	Performance Reporting and Performance Improvement
24	Serere District	53	30	55	5	0	22	8	19	8
26	Rubirizi District	52	30	45	10	10	22	6	13	8
27	Kakumiro District	51	30	45	13	2	22	9	19	3
28	Ngora District	50	30	40	8	3	26	10	17	8
28	Bukomansimbi District	50	10	60	5	5	28	7	19	8
28	Bundibugyo District	50	30	55	5	10	24	4	10	6
28	Tororo District	50	30	45	13	0	26	7	12	8
28	Kiruhura District	50	30	25	16	10	24	12	20	8
33	Kumi District	49	30	35	11	6	24	10	17	8
34	Bukedea District	48	30	35	10	5	26	9	16	8
34	Wakiso District	48	20	50	13	2	22	6	17	8
34	Mubende District	48	20	50	13	5	20	9	13	8
34	Masindi District	48	30	55	14	2	14	8	10	8
38	Yumbe District	47	10	70	9	7	18	9	11	5
39	Mbale District	46	10	55	8	4	22	11	17	8
40	Kisoro District	45	20	70	7	4	18	12	4	5
41	Butaleja District	44	30	35	7	5	20	9	19	8
41	Hoima District	44	30	50	12	0	18	6	11	8
41	Jinja District	44	10	55	6	2	26	13	12	8
41	Gomba District	44	20	45	8	7	20	9	15	8
41	Manafwa District	44	30	45	3	4	16	10	17	8
46	Sheema District	43	10	60	11	6	20	6	11	8
46	Bunyangabu District	43	20	50	6	7	14	8	19	8
48	Namayingo District	42	10	70	0	7	18	10	9	8
49	Kayunga District	41	20	35	5	7	26	9	19	8
50	Kiboga District	40	20	45	3	2	22	10	17	8
50	Kyenjojo District	40	30	55	11	0	12	6	10	8

Rank 2020	Vote	Score 2020	Minimum conditions		Performance measures					
			Environment and Social Requirements	Human Resource Management and Development	Environment and Social Requirements	Human Resource Management and Development	Investment Management	Local Government Service Delivery Results	Management, Monitoring and Supervision of Services.	Performance Reporting and Performance Improvement
50	Nakapiripirit District	40	30	45	3	4	14	5	19	8
50	Mayuge District	40	20	45	6	5	22	12	13	3
50	Lwengo District	40	20	45	13	2	22	6	15	3
55	Kotido District	39	30	70	3	4	8	5	11	8
55	Butambala District	39	20	35	11	6	22	9	14	8
57	Moyo District	38	20	55	3	7	10	9	17	5
57	Kapelebyong District	38	30	45	9	0	12	11	11	8
57	Kyegegwa District	38	30	45	8	5	14	8	7	8
60	Kitgum District	37	30	55	3	7	16	4	11	3
60	Kaliro District	37	10	35	16	8	24	9	18	8
60	Kapchorwa District	37	20	40	0	3	28	11	15	5
60	Kamuli District	37	10	60	8	0	24	11	7	3
64	Amolatar District	36	30	35	8	7	20	8	8	5
64	Rukungiri District	36	20	40	10	2	18	8	17	5
64	Otuke District	36	30	40	3	7	12	8	16	5
67	Pakwach District	34	20	45	5	8	14	8	15	3
67	Pader District	34	30	35	2	4	16	8	15	8
67	Mitooma District	34	20	50	11	2	18	7	8	2
70	Buhweju District	32	20	35	5	7	16	10	13	8
70	Nebbi District	32	20	60	5	4	14	5	9	3
70	Kamwenge District	32	30	35	11	3	12	6	9	8
70	Sironko District	32	20	55	3	0	10	10	13	6
74	Lira District	31	30	25	2	7	20	11	11	6
74	Kikuube District	31	30	35	2	3	16	11	8	8
74	Kasanda District	31	20	45	6	2	16	9	10	5
74	Busia District	31	30	20	9	0	22	7	16	8
74	Kagadi District	31	30	35	6	0	16	8	9	8

Rank 2020	Vote	Score 2020	Minimum conditions		Performance measures					
			Environment and Social Requirements	Human Resource Management and Development	Environment and Social Requirements	Human Resource Management and Development	Investment Management	Local Government Service Delivery Results	Management, Monitoring and Supervision of Services.	Performance Reporting and Performance Improvement
79	Soroti District	30	20	25	14	0	22	8	17	6
79	Nwoya District	30	30	35	2	7	18	8	8	3
79	Nabilatuk District	30	10	70	0	7	12	7	3	8
82	Kwania District	29	30	35	2	2	18	8	9	6
82	Koboko District	29	20	45	3	7	14	4	14	3
82	Kween District	29	20	25	5	0	26	10	15	8
82	Amuru District	29	30	40	0	4	14	9	8	6
82	Zombo District	29	20	35	3	10	14	6	16	3
82	Kole District	29	30	25	5	4	18	9	11	5
88	Luwero District	28	30	35	5	2	20	5	8	3
88	Bukwo District	28	20	45	0	4	20	3	11	5
88	Pallisa District	28	30	15	8	4	18	8	16	8
91	Kibaale District	27	30	35	4	3	14	6	7	8
91	Lyantonde District	27	20	20	13	3	28	8	13	3
91	Rwampara District	27	20	30	5	4	16	14	7	8
91	Kanungu District	27	10	50	2	4	14	9	11	5
95	Mukono District	26	20	15	7	3	28	10	19	8
95	Gulu District	26	30	45	2	4	12	9	5	3
95	Napak District	26	30	20	5	7	14	8	10	8
95	Lamwo District	26	30	45	3	4	10	6	8	3
99	Kaberamaido District	25	20	25	2	3	24	12	10	5
99	Omor District	25	10	45	2	7	18	7	5	6
99	Namatumba District	25	10	35	5	5	22	14	6	3
99	Kabale District	25	20	35	3	2	16	13	8	3
103	Kiryandongo District	23	20	35	2	0	12	5	15	8
103	Kyankwanzi District	23	20	25	3	0	22	8	10	8
103	Iganga District	23	0	45	8	5	16	14	4	3

Rank 2020	Vote	Score 2020	Minimum conditions		Performance measures					
			Environment and Social Requirements	Human Resource Management and Development	Environment and Social Requirements	Human Resource Management and Development	Investment Management	Local Government Service Delivery Results	Management, Monitoring and Supervision of Services.	Performance Reporting and Performance Improvement
106	Karenga District	22	10	45	0	7	10	7	10	6
106	Buliisa District	22	30	25	4	0	12	8	8	8
106	Mityana District	22	30	40	8	0	8	3	7	5
106	Kaabong District	22	30	20	0	4	12	6	13	8
110	Namisindwa District	21	30	20	5	0	14	8	10	5
110	Maracha District	21	20	45	0	4	18	5	0	5
110	Kalaki District	21	30	10	6	2	18	8	13	5
110	Ntungamo District	21	30	15	4	7	16	5	11	3
110	Buyende District	21	10	35	6	2	18	11	6	3
115	Oyam District	20	10	35	5	4	16	10	4	6
115	Amudat District	20	30	15	0	7	12	7	11	8
115	Obongi District	20	20	20	3	10	16	10	9	2
118	Nakasongola District	19	30	15	5	2	10	11	10	5
119	Alebtong District	18	10	50	0	4	14	6	3	3
119	Amuria District	18	30	50	3	2	12	2	3	0
121	Adjumani District	17	10	50	0	4	8	6	8	3
121	Ntoroko District	17	10	25	3	4	22	2	9	8
121	Dokolo District	17	30	0	5	7	20	8	8	8
124	Agago District	15	20	15	0	4	12	10	13	3
125	Kitagwenda District	14	30	10	3	0	10	10	5	8
125	Apac District	14	30	0	3	4	18	8	9	6
127	Kasese District	12	0	40	5	7	10	3	3	3
128	Luuka District	11	0	25	6	2	14	11	5	5
129	Abim District	9	10	25	0	7	6	5	4	3
130	Nakaseke District	8	0	20	3	0	12	6	12	8
130	Arua District	8	10	20	0	2	8	7	5	3
132	Rukiga District	7	0	25	2	2	12	7	3	3

Rank 2020	Vote	Score 2020	Minimum conditions		Performance measures					
			Environment and Social Requirements	Human Resource Management and Development	Environment and Social Requirements	Human Resource Management and Development	Investment Management	Local Government Service Delivery Results	Management, Monitoring and Supervision of Services.	Performance Reporting and Performance Improvement
133	Madi-Okollo District	5	10	10	0	3	8	12	3	0
134	Bugweri District	0	0	0	0	4	12	12	9	3

Annex 6: Ranked Micro Scale Irrigation Performance Assessment Results

Rank 2020	Vote	Score 2020	Minimum conditions		Performance measures						
			Environment and Social Requirements	Human Resource Management and Development	Environment and Social Requirements	Environment and Social Safeguards	Human Resource Management and Development	Investment Management	Local Government Service Delivery Results	Management, Monitoring and Supervision of Services.	Performance Reporting and Performance Improvement
1	Tororo District	57	30	70	2	4	4	16	13	10	8
2	Butambala District	36	30	70	0	0	4	4	8	8	6
3	Kamwenge District	29	30	70	0	0	10	2	3	8	6
4	Mukono District	25	30	70	0	0	0	6	7	8	4
5	Ibanda District	20	0	70	0	0	7	4	5	6	6
6	Mubende District	18	0	70	0	0	2	6	4	10	4
6	Mbale District	18	0	70	0	4	7	2	3	4	5
8	Sembabule District	17	0	70	0	0	2	4	4	10	4
8	Mayuge District	17	0	70	0	0	2	5	6	8	3
10	Rakai District	16	0	70	0	0	2	9	2	4	6
10	Kyegegwa District	16	0	70	0	0	5	4	2	6	6
12	Manafwa District	14	30	0	1	6	10	7	10	6	8
13	Kayunga District	13	0	70	0	0	4	0	4	8	3
14	Nwoya District	12	0	70	0	0	2	6	0	4	5
15	Luuka District	11	0	70	0	0	2	1	0	8	4
16	Luwero District	10	0	70	0	0	2	3	0	6	3
17	Jinja District	8	0	70	0	2	0	2	0	4	4
17	Kibaale District	8	0	70	0	0	3	2	1	4	1
19	Kamuli District	7	0	70	0	0	2	2	0	4	2
20	Kyenjojo District	6	0	70	0	0	3	0	0	4	2
21	Bushenyi District	5	0	70	0	0	3	3	0	0	1
21	Ntungamo District	5	30	0	4	0	3	6	0	0	3
23	Rukungiri District	3	30	0	0	0	2	2	0	2	5
24	Wakiso District	0	0	0	0	0	2	8	6	6	4
24	Sironko District	0	0	0	0	0	18	6	0	4	5
24	Omoro District	0	0	0	0	0	5	5	0	2	4
24	Nakaseke District	0	0	0	0	0	2	4	4	12	5
24	Mpigi District	0	0	0	0	0	7	6	3	4	4

Rank 2020	Vote	Score 2020	Minimum conditions		Performance measures						
			Environment and Social Requirements	Human Resource Management and Development	Environment and Social Requirements	Environment and Social Safeguards	Human Resource Management and Development	Investment Management	Local Government Service Delivery Results	Management, Monitoring and Supervision of Services.	Performance Reporting and Performance Improvement
24	Mityana District	0	0	0	0	0	9	2	3	6	1
24	Masaka District	0	0	0	0	7	8	2	2	2	3
24	Lwengo District	0	0	0	0	8	2	6	8	3	
24	Kyotera District	0	0	0	0	3	2	2	4	2	
24	Kitagwenda District	0	0	0	0	5	2	0	4	2	
24	Kapchorwa District	0	0	0	0	7	0	0	8	6	
24	Kalungu District	0	0	0	0	7	2	6	6	4	
24	Iganga District	0	0	0	0	5	0	2	0	2	
24	Bukomansimbi District	0	0	0	0	9	2	2	6	4	
24	Buikwe District	0	0	0	0	9	6	7	8	5	
24	Bududa District	0	0	0	0	4	1	2	6	5	
24	Amuru District	0	0	0	0	4	0	2	2	3	






THE REPUBLIC OF UGANDA

OFFICE OF THE PRIME MINISTER

PLOT 9-11, APOLLO KAGWA ROAD

P.O. BOX 341, KAMPALA, UGANDA

 www.opm.go.ug

 [facebook.com | opm Uganda](https://facebook.com/opmuganda)  [twitter.com | opm uganda](https://twitter.com/opmuganda)